

BIG

Design by Lievore Altherr Molina.

Reference

0540.

Application

Ceiling Lamps

Installation type

Built-in

Description

Recessed ceiling light for indoor use, designed by Lievore, Altherr, Molina. Direct, diffuse and uniform light distribution. Chrome or matt white lacquer body and white opal methacrylate diffuser. Its large size makes it ideal for lighting large spaces from a single point. Its design enables it to fit perfectly into its setting, simulating natural light.

Diffuser

Methacrylate diffuser

Materials

Diffuser: Methacrylate

Ring: Steel

Body: Aluminum

Finish

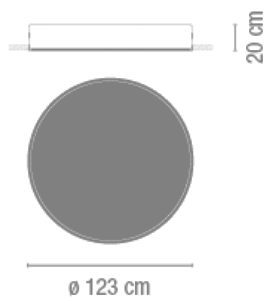


0540-01 Chrome (Metallic finish)



0540-93 Matt white (RAL 9010)

Sketch



Electrical characteristics

2 x G5 230V 24W (T5)

AND

2 x G5 230V 39W (T5)

AND

2 x G5 230V 54W (T5)

Total 234.0 W



VIBIA



Fixture: 9750 lm 42 lm/W

Driver included: 230V 50Hz

Electronic dimming DALI Push

Technical characteristics

- DALI dimmable electronic ballast

Physical characteristics

1 Box / 0.38 x 1.37 x 1.37 m. / Vol. 0.7080 m³ /

Gross weight 23.9 kg. / Net weight 21.5 kg.

Installation and assembly

Please, see the installation manual

Light distribution

General lighting

Lamp for general lighting that equally distributes the light in all directions.



Photometric data

Efficiency : 52.42%

Coordinate system : CG

Total flux : 18600.00 lm

Maximum value : 179.08 cd/klm

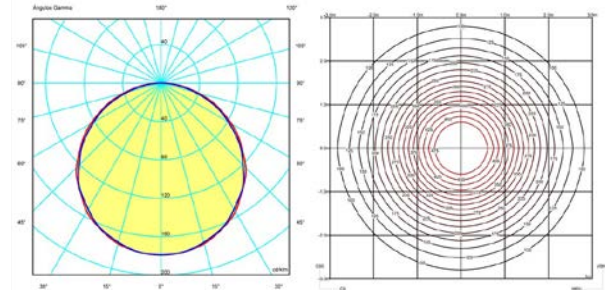
Light position : C=0.00 G=0.00

Symmetry on the planes : Double symmetrical

Isolux : Floor

Light position :

X=0.00m Y=0.00m Z=3.00m



Certificates



BIG

Design by Lievore Altherr Molina.

VIBIA

Reference

0543.

Application

Ceiling Lamps

Installation type

Built-in

Description

Recessed ceiling light for indoor use, designed by Lievore, Altherr, Molina. Direct, diffuse and uniform light distribution. Chrome or matt white lacquer body and white opal methacrylate diffuser. Its large size makes it ideal for lighting large spaces from a single point. Its design enables it to fit perfectly into its setting, simulating natural light. Features dimmable electronic ballast (DALI System).

Diffuser

Methacrylate diffuser

Materials

Diffuser: Methacrylate

Ring: Steel

Body: Aluminum

Finish

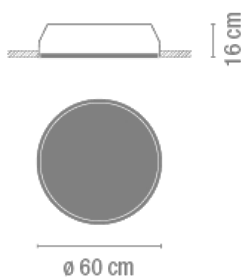


0543-01 Chrome (Metallic finish)



0543-93 Matt white (RAL 9010)

Sketch



Electrical characteristics

2 x 2G11 230V 24W

AND

2 x 2G11 230V 36W



Total 120.0 W



Fixture: 3256 lm 27 lm/W

Driver included: 230V 50Hz

Electronic dimming DALI Push

Physical characteristics

1 Box / 0.27 x 0.76 x 0.76 m. / Vol. 0.1559 m³ /

Gross weight 6.5 kg. / Net weight 5.9 kg.

Installation and assembly

Please, see the installation manual

Light distribution

General lighting

Lamp for general lighting that equally distributes the light in all directions.



Photometric data

Efficiency : 34.64%

Coordinate system : CG

Total flux : 9400.00 lm

Maximum value : 120.01 cd/klm

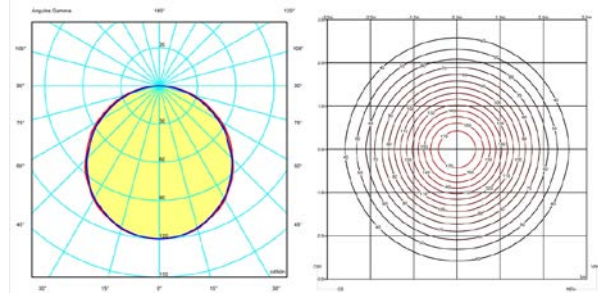
Light position : C=0.00 G=0.00

Symmetry on the planes : Double symmetrical

Isolux : Floor

Light position :

X=0.00m Y=0.00m Z=3.00m



Certificates

