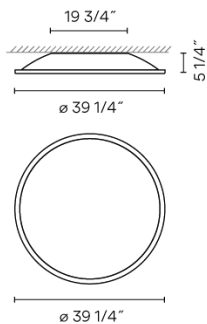




Design By Lieveore Altherr Molina

Accessible ceiling light for indoor use, designed by Lieveore, Altherr, Molina. Direct, diffuse, and uniform light distribution. Chrome body and white opal methacrylate diffuser. Its large size makes it ideal for lighting large spaces from a single point.

Spec sheet



Finish	 01 Chrome Chromeplated
	 93 White RAL 9010
LED color temperature	3500 K
Dimming	0-10V Optional DALI or Lutron ECO Min. Quantity, upcharge and extra lead time apply
Installation type	Surface mounted



Materials
Shade: Aluminum
Diffuser: Acrylic
Ring: Steel
Canopy: Steel

Light source
4 x LED Quadrant 18.9W 500mA
A+

LED
CRI>90 8969.8 lm 118.65
3500 K

Driver
CC - Constant Current 500
120-277 V 50/60 HZ

Application
Ceiling Fixtures

Packaging
1 Box
44.09 m x 44.09 m x 13.58 m
Gross weight 33.48
Net weight 30.13
Vol. 15.2808

Lighting effect

General Lighting

Lamp for general lighting that equally distributes the light in all directions.



Photometric Data

Efficiency	94.82 lm/W
Coordination System	CG
Total Flux	6904.01 lm
Maximum Value	2359.46 cd