

# FLOS

F6630057 Chrome

## Superloon

Designed by Jasper Morrison, 2015

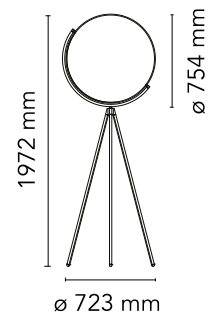
48W - 2716lm - 2200-2800K



Adjustable floor lamp providing direct light. Painted or chrome-plated aluminium body with metal spinning head, die-cast joints and extruded stem. Silk screened PMMA diffuser. Edge Lighting technology light source. Optical switch sensor placed on the stem that provide Warm Tone dimming function. Power cord length 250 cm. Plug-in power supply with interchangeable plugs.

Are you a professional and your project needs consulting and support?

[BOOK AN APPOINTMENT](#)



### Main specifications

EAN	8059607007037
Mounting	Floor
Environment	Indoor dry location
Light source type	LED
LED type	LED Module
Lamp holder	LED Module
Number of heads	1
Power (W)	48
System flux (lm)	2716

### Physical

Colour	Chrome
Net weight (kg)	11
Package volume (m3)	0.11
IP	20
IP external	20

### Download

Mounting instructions	<a href="#">↓ PDF</a>
Mounting instructions	<a href="#">↓ PDF</a>
Spare Parts	<a href="#">↓ PDF</a>

### Photometric Files

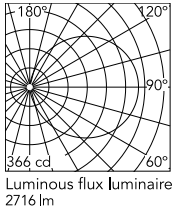
LDT / IES	<a href="#">↓ LDT</a>
-----------	-----------------------

### Technical Drawings

2D	<a href="#">↓ ZIP</a>
3D	<a href="#">↓ ZIP</a>



## Schematic light drawing



## Photometric

Lighting type	Direct
Light distribution	Roto symmetric
CCT (K)	2200-2800

## Electrical

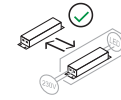
Insulation class	III
Frequency (Hz)	50/60
Main voltage (Vac)	100-240/48
Driver	Remote included
Dimming type	Electronic 12V
Plug type	Type G, Type A, Type C
Batteries inside	No
Charging min time	No

## Ecodesign and Energy Labelling

This product contains a light source of energy efficiency class D



Replaceable (LED only)  
light source by a  
professional



Replaceable control  
gear by an end-user

## Spare Parts



F6632057

Chrome diffuser



RF25119

Mobile legs



RF3320400

Black plug assembly kit & 48V driver



RF6630157

Chrome electrified fixed leg