

FLOS

■ F0292000 Black

Noctambule Floor 4 High Cylinder Big Base

Designed by Konstantin Grcic, 2019

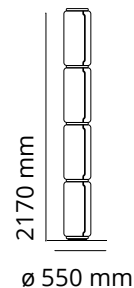
45W - 1378lm - 2700K



Standing lamps consisting of interconnecting glass modules reaching a height of 2,17 metres (85.43"). Cylindrical and semi-spherical transparent blown glass structure, die cast aluminium base and rings, hydroformed steel internal lateral arms and injection moulded optical opal silicone outer ring diffusers. The power supply cable is 2 metres (78.74") long, with a pedal operated panel used as a dimmer to adjust the light intensity by 10% to 100% in either direction. Wall mounted power supply unit with interchangeable plugs.

Are you a professional and your project needs consulting and support?

[BOOK AN APPOINTMENT](#)



Main specifications

EAN	8059607000922
Mounting	Floor
Environment	Indoor dry location
Light source type	LED
LED type	LED Module
Lamp holder	LED Module
Power (W)	45
System flux (lm)	1378

Physical

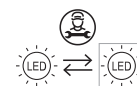
Colour	Black
Net weight (kg)	27.3
Package volume (m3)	0.35
IP	20

Download

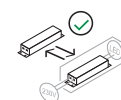
Mounting instructions	↓ PDF
Mounting instructions	↓ PDF
Spare Parts	↓ PDF

Ecodesign and Energy Labelling

This product contains a light source of energy efficiency class E



Replaceable (LED only) light source by a professional



Replaceable control gear by an end-user



<https://professional.flos.com/en/global/product/noctambule-floor-4-high-cylinder-big-base-f0292000/>

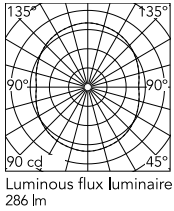
F0292000

©2022 Flos - P.IVA 00290820174 - 11/25/2022

professional.flos.com | info@flos.com 1/3

In our constantly evolving world and business, technical upgrades happen every day. This means all product specifications and data are subject to change without warning in order to improve reliability, function, performance or otherwise. We make every effort to ensure the accuracy of our product images, however due to different lighting and screens used for viewing, the colours may vary. Images are indicative of the quality and style of the product but may not represent the precise details of the product you receive. This is because we are constantly working to make improvements. For aesthetic reasons, cables and/or electrical elements are often not shown. Refer to technical data sheets for all technical data. Images and colours are not part of any contract or warranty in any way.

Schematic light drawing



Photometric

Lighting type	Total
Light distribution	Symmetric
CCT (K)	2700

Electrical

Insulation class	III
Frequency (Hz)	50/60
Main voltage (Vac)	100-240/48
Driver	Remote included
Dimmable	Yes
Dimming type	Electronic 48V
Dimming interface	Dimmer Integrated
Plug type	Type G, Type A, Type C
Batteries inside	No
Charging min time	No

Spare Parts



F0257000A

Noctambule High Cylinder



F0262030A

Big base



F0293030A

Terminal cap



RF0254100

Fixing screws kit



RF27498

Ring led diffuser



RF27549

Switch dimmer 48v pmw 500hz



RF3320400

Black plug assembly kit & 48V driver