

FLOS

F3311057 Chrome

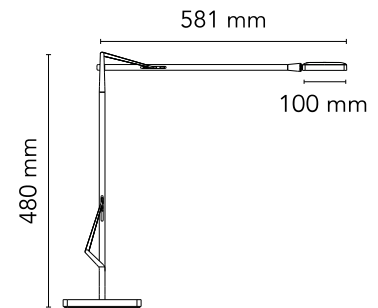
Kelvin Led Base

Designed by Antonio Citterio, 2009

8W - 285lm - 3000K



Adjustable table lamp providing direct lighting, with double pantograph arm and adjustable head. Fused aluminum alloy body. Die-cast aluminum outer head, with injection-molded methacrylate diffuser. BASE external cover in ABS. Extruded aluminum alloy square tube (12x12mm) structure, machined mechanically, so that it houses a stainless steel load-compensation spring and injection-molded acetal resin sliding blocks. 3 mm diameter wire outer tie rods. Available in white, anthracite, black or chrome finishes. The ON/OFF switch is electronic with optical mechanism located in the head. Two possibilities to choose: - PERSONAL MODE (orange switch) Dimm the light intensity you like. - GREEN MODE (green switch) Now Kelvin LED becomes Green, saving even more energy thanks to his automatic compensation of the ambience light.



Are you a professional and your project needs consulting and support?

[BOOK AN APPOINTMENT](#)

Main specifications

| | |
|-------------------|---------------------|
| EAN | 8059607004081 |
| Mounting | Table |
| Environment | Indoor dry location |
| Light source type | LED |
| LED type | LED Module |
| Lamp holder | LED Module |
| Number of heads | 1 |
| Power (W) | 8 |
| System flux (lm) | 285 |

Physical

| | |
|---------------------|--------|
| Colour | Chrome |
| Length (mm) | 100 |
| Cord length (mm) | 1800 |
| Net weight (kg) | 3.9 |
| Package volume (m3) | 0.02 |
| IP | 20 |
| IP external | 20 |

Download

| | |
|-----------------------|-----------------------|
| Mounting instructions | ↓ PDF |
| Mounting instructions | ↓ PDF |
| Mounting instructions | ↓ PDF |
| Spare Parts | ↓ PDF |

Photometric Files

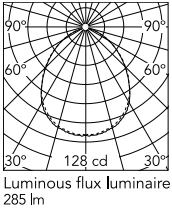
| | |
|-----------|-----------------------|
| LDT / IES | ↓ LDT |
|-----------|-----------------------|

Technical Drawings

| | |
|----|-----------------------|
| 2D | ↓ ZIP |
| 3D | ↓ ZIP |



Schematic light drawing



Photometric

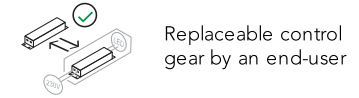
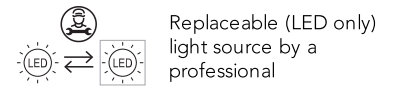
| | |
|--------------------|-----------|
| Lighting type | Direct |
| Light distribution | Symmetric |
| CCT (K) | 3000 |

Electrical

| | |
|--------------------|------------------------|
| Insulation class | III |
| Frequency (Hz) | 50/60 |
| Main voltage (Vac) | 100-240/24 |
| Driver | Remote included |
| Dimming type | Electronic 12V |
| Cord length (mm) | 1800 |
| Plug type | Type G, Type A, Type C |
| Batteries inside | No |
| Charging min time | No |

Ecodesign and Energy Labelling

This product contains a light source of energy efficiency class F



Spare Parts



F3312057A

Kelvin led gm chrome body



F3322057A

Kelvin led gm chrome base



RF18763

Grey insert for lamp base



RF3320200

White plug assembly kit & 24V driver