

# SEGNO

AM008

Design by  
Amura Lab - 2015



## ITA

Il divano Segno unisce linee pulite e sicure con una forma accogliente e confortevole. È rigoroso nelle sue linee che alternano angoli retti e curve, per migliorare il senso della morbidezza e successivamente il senso del comfort. Maggiore impatto è dato dalla base metallica che conferisce un aspetto minimalista all'intero progetto.

## ENG

The upholstered sofa Segno combines clean and safe lines with a welcoming and comfortable shape. It is rigorous in its lines that alternate right angles and curves, to improve the sense of softness and subsequently the sense of comfort of a sofa upholstered in fabric or leather. Greater impact is given by the metal base that gives a minimalist appearance to the entire project.

## Informazioni tecniche Technical information

**STRUTTURA:** LEGNO MASSELLO E MULTISTRATO CON RINFORZI IN METALLO  
**SOSPENSIONI:** CINGHIE ELASTICHE IN CAUCCIÙ E POLIPROPILENE, PER GARANTIRE MAGGIORE COMFORT E MORBIDEZZA  
**IMBOTTITURA:** SCHIUMA DI POLIURETANO A DENSITÀ DIFFERENZIATA, MEMORY FOAM E PIUMA  
**PARTI REMOVIBILI:** SEDUTA E SPALLIERA  
**PIEDI:** METALLO

**FRAME:** SOLID WOOD AND MULTIPLY WITH METAL SUPPORT  
**SUSPENSIONS:** RUBBER AND POLYPROPYLENE BELTS, TO PROVIDE GREATER COMFORT AND SOFTNESS  
**UPHOLSTERY:** POLYURETHANE FOAM, DIFFERENT DENSITIES, MEMORY FOAM AND FEATHER  
**REMOVABLE PARTS:** SEAT AND BACK  
**FEET:** METAL



PRODOTTO CON RIVESTIMENTO SFODERABILE (SEDUTA E SPALLIERA) / PRODUCT WITH REMOVABLE COVER (SEAT AND BACK CUSHION)



GLI IMBOTTITI AMURA, POSSIEDONO IN ALCUNE ZONE CRITICHE, UNA FODERA CON MICRO INSERTI IN GOMMA, UTILI A PRESERVARE L'INTEGRITÀ DEL RIVESTIMENTO E, DOVE NECESSARIO, FUNZIONE ANTISCIVOLO / AMURA UPHOLSTERY, HAVE IN SOME CRITICAL AREAS, A LINING WITH MICRO RUBBER INSERTS, USEFUL TO PRESERVE THE INTEGRITY OF THE COATING AND, WHERE NECESSARY, NON-SLIP FUNCTION.



CUSCINATURA CERTIFICATA ASSOPIUMA, ETICHETTA ORO / CUSHIONS ASSOPIUMA GOLD LABEL CERTIFIED



LEGALITÀ DELLA FORNITURA DEL LEGNO CERTIFICATA FSC 100% / WOOD SUPPLY LEGALITY VERIFICATION FSC 100%



È POSSIBILE MODIFICARE LE DIMENSIONI DEL PRODOTTO ENTRO UN MASSIMO DI 20 CM, CON UN SOVRAPPREZZO DEL 20% SUL PREZZO DI LISTINO. | ANY MODIFICATION IN SIZE IS AVAILABLE ON THIS PRODUCT, WITHIN A 20CM RANGE, WITH A 20% SURCHARGE.



PRODOTTO DISPONIBILE, SU RICHIESTA, IN VERSIONE IGNIFUGA IN OTTEMPERANZA ALLE NORMATIVE: BS 5852 / PRODUCT AVAILABLE, ON REQUEST, IN FIREPROOF REQUEST IN COMPLIANCE WITH THE REGULATIONS: BS 5852



AMURA FORNISCE UNA TELA IN MICROFIBRA UTILE A PRESERVARE TUTTI I PRODOTTI, IN FASE DI TRASPORTO E/O PER NECESSITÀ DEL CLIENTE NEL TEMPO DI UTILIZZO / AMURA PROVIDES A MICROFIBRE CANVAS TO PRESERVE ALL PRODUCTS, DURING TRANSPORT AND FOR CUSTOMER'S NEEDS IN THE USAGE TIME



GRAZIE A UN PARTICOLARE RIVESTIMENTO, LA PIUMA RESTA NEL TEMPO DISTRIBUITA IN MANIERA OMOGENEA | THANKS TO A SPECIAL COATING, THE FEATHER REMAINS EVENLY DISTRIBUTED OVER TIME



GRAZIE ALLA MICROFORATURA, APPLICATA IN ALCUNE ZONE DEL RIVESTIMENTO IN PELLE, QUEST' ULTIMO RISULTA TRASPIRANTE E UTILE A GARANTIRE MAGGIORE COMFORT / THANKS TO THE MICRO-PERFORATION, APPLIED IN SOME AREAS OF THE LEATHER COATING, THE LATTER IS BREATHABLE AND USEFUL TO ENSURE GREATER COMFORT

È RESPONSABILITÀ DELL' ACQUIRENTE VERIFICARE CHE IL PRODOTTO SIA IDONEO E CONFORME AI REQUISITI RICHIESTI, PER LA DESTINAZIONE D'USO E ALLE NORMATIVE VIGENTI NEL LUOGO DI DESTINAZIONE E UTILIZZO DEL PRODOTTO | IT'S THE ACQUIRER'S RESPONSIBILITY TO VERIFY THAT THE PRODUCT IS SUITABLE AND IN COMPLIANCE WITH THE REQUIREMENTS, FOR THE INTENDED USE AND WITH THE REGULATIONS IN FORCE AT THE PLACE OF DESTINATION AND USE OF THE PRODUCT

## Rivestimenti e finiture disponibili Available coverage and finishes

PELLE LEATHER											Consigliato da Amura Suggested by Amura	
	LINEA	EXTRA: NABUK	PRESCOTT	OLD VELVET	NUBES	TERREA	DAINO	LEGACY	DONUSSA	STONE WASH		
	TESSUTO FABRIC											
	BRERA 850	EXTRA: ALPACA	CORTINA	TARANTAS	ST. MORITZ	NOBILIS	ORTISEI	GALBA	LINAMORE	NUMA		
METALLO METAL												
	LUCIDO	SATINATO	CANNA DI FUCILE	COLORI RAL								

BASE BASE	IMBOTTITURA UPHOLSTERY
1. RAL 9005	1. LEGACY 8001
2. CANNA DI FUCILE	2. DOMINI 1404

•PER OGNI TIPOLOGIA DI RIVESTIMENTO E ALCUNE FINITURE, SONO DISPONIBILI ALTRE VARIANTI DI COLORE | FOR EACH TYPE OF COVERAGE AND SOME FINISHES, OTHER COLOR OPTIONS ARE AVAILABLE.  
•IL PRODOTTO PUÒ ESSERE RIVESTITO CON TESSUTO FORNITO DAL CLIENTE PER L'OTTIMALE RIUSCITA DELL' ARTICOLO, IL TESSUTO DEVE ESSERE VALIDATO DALLAZIENDA | THE PRODUCT CAN BE COVERED WITH FABRIC SUPPLIED BY THE CUSTOMER FOR THE OPTIMAL SUCCESS OF THE ARTICLE, THE FABRIC MUST BE VALIDATED BY THE COMPANY  
•AL LINK DI SEGUITO È DISPONIBILE UNA SELEZIONE DI FINITURE E RIVESTIMENTI SU RICHIESTA, CON TEMPI E PREZZI DIFFERENTI RISPETTO AI MATERIALI SOPRA INDICATI | AT THE FOLLOWING LINK IS AVAILABLE ON REQUEST, A SELECTION OF FINISHES AND COVERAGES WITH DIFFERENT PRICES AND PRODUCTION TIMES COMPARED TO THE MATERIALS SHOWN ABOVE. <https://amuralab.com/en/special-materials/>

LE MISURE DEI PRODOTTI POSSONO VARIARE RISPETTO A QUANTO SOTTO INDICATO, PER LA NATURA STESSA DEL PRODOTTO IMBOTTITO  
PRODUCT SIZES MAY VARY FROM WHAT SHOWN BELOW, DUE TO THE NATURE ITSELF OF UPHOLSTERED PRODUCTS

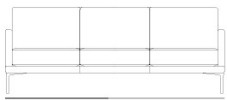
## Dimensioni Dimension

<p><b>POUF / OTTOMAN</b> 001</p> <p>mt 3,53  0,22 m³  kg 14</p> <p> cm 46; inch 18 1/8 75 cm; 29 1/2 inch</p> <p> 75 cm; 29 1/2 inch</p>	<p><b>POUF / OTTOMAN</b> 005</p> <p>mt 3,75  0,29 m³  kg 16</p> <p> cm 46; inch 18 1/8 160 cm; 63 inch</p> <p> cm 50; inch 19 5/8 160 cm; 63 inch</p>	<p><b>PANCA / BENCH</b> 115</p> <p>mt 4,2  0,34 m³  kg 23</p> <p> cm 46; inch 18 1/8 180 cm; 70 7/8 inch</p> <p> cm 50; inch 19 5/8 180 cm; 70 7/8 inch</p>
<p><b>POLTRONA / ARMCHAIR</b> 010</p> <p>mt 9,57  0,53 m³  kg 45</p> <p> cm 88; inch 34 5/8 92 cm; 36 1/4 inch</p> <p> cm 58; inch 22 7/8 cm 46; inch 18 1/8 cm 91; inch 35 5/8</p> <p> 92 cm; 36 1/4 inch</p>	<p><b>DIVANO / SOFA</b> 020</p> <p>mt 15,95  0,89 m³  kg 63</p> <p> cm 88; inch 34 5/8 167 cm; 65 3/4 inch</p> <p> cm 58; inch 22 7/8 cm 46; inch 18 1/8 cm 91; inch 35 5/8</p> <p> 167 cm; 65 3/4 inch</p>	<p><b>DIVANO / SOFA</b> 030</p> <p>mt 16,02  1,04 m³  kg 73</p> <p> cm 88; inch 34 5/8 197 cm; 77 1/2 inch</p> <p> cm 58; inch 22 7/8 cm 46; inch 18 1/8 cm 91; inch 35 5/8</p> <p> 197 cm; 77 1/2 inch</p>

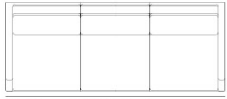


**DIVANO / SOFA** **060**

mt 20,18 1,19 m³ kg 78



225 cm; 88 5/8 inch



225 cm; 88 5/8 inch

cm 88; inch 34 5/8  
cm 58; inch 22 7/8  
cm 46; inch 18 1/8  
cm 91; inch 35 7/8

**DIVANO / SOFA** **296**

mt 20,28 1,39 m³ kg 92



265 cm; 104 3/8 inch



265 cm; 104 3/8 inch

cm 88; inch 34 5/8  
cm 58; inch 22 7/8  
cm 46; inch 18 1/8  
cm 91; inch 35 7/8

**MODULO / MODULE** **011**

mt 7,65 0,46 m³ kg 35



84 cm; 33 1/8 inch



84 cm; 33 1/8 inch

cm 88; inch 34 5/8  
cm 58; inch 22 7/8  
cm 46; inch 18 1/8  
cm 91; inch 35 7/8

**MODULO / MODULE** **012**

mt 7,65 0,46 m³ kg 35



84 cm; 33 1/8 inch



84 cm; 33 1/8 inch

cm 88; inch 34 5/8  
cm 58; inch 22 7/8  
cm 46; inch 18 1/8  
cm 91; inch 35 7/8

**MODULO / MODULE** **073**

mt 8,4 0,53 m³ kg 42



90 cm; 35 3/8 inch




90 cm; 35 3/8 inch

**MODULO / MODULE** **021**

mt 14,64 0,85 m³ kg 61



159 cm; 62 5/8 inch




159 cm; 62 5/8 inch


cm 88; inch 34 5/8  
cm 58; inch 22 7/8  
cm 46; inch 18 1/8  
cm 91; inch 35 7/8

**MODULO / MODULE** **022**

mt 14,64 0,85 m³ kg 61



159 cm; 62 5/8 inch




159 cm; 62 5/8 inch

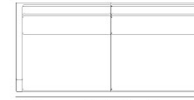
cm 88; inch 34 5/8  
cm 58; inch 22 7/8  
cm 46; inch 18 1/8  
cm 91; inch 35 7/8

**MODULO / MODULE** **031**

mt 15,23 1,00 m³ kg 71



189 cm; 74 3/8 inch




189 cm; 74 3/8 inch


cm 88; inch 34 5/8  
cm 58; inch 22 7/8  
cm 46; inch 18 1/8  
cm 91; inch 35 7/8

**MODULO / MODULE** **032**

mt 15,23 1,00 m³ kg 71



189 cm; 74 3/8 inch

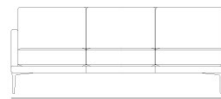


159 cm; 62 5/8 inch

cm 88; inch 34 5/8  
cm 58; inch 22 7/8  
cm 46; inch 18 1/8  
cm 91; inch 35 7/8

**MODULO / MODULE** **061**

mt 18,89 1,15 m³ kg 81



217 cm; 85 3/8 inch

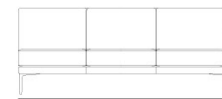


217 cm; 85 3/8 inch

cm 88; inch 34 5/8  
cm 58; inch 22 7/8  
cm 46; inch 18 1/8  
cm 91; inch 35 7/8

**MODULO / MODULE** **062**

mt 18,89 1,15 m³ kg 81



217 cm; 85 3/8 inch

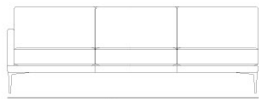


217 cm; 85 3/8 inch

cm 88; inch 34 5/8  
cm 58; inch 22 7/8  
cm 46; inch 18 1/8  
cm 91; inch 35 7/8

**MODULO / MODULE** **339**

mt 19,01 1,35 m³ kg 90



257 cm; 101 1/8 inch

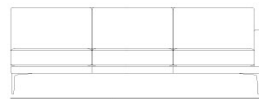


257 cm; 101 1/8 inch

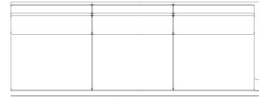
cm 88; inch 34 5/8  
cm 58; inch 22 7/8  
cm 46; inch 18 1/8  
cm 91; inch 35 7/8

**MODULO / MODULE** **340**

mt 19,01 1,35 m³ kg 90



257 cm; 101 1/8 inch



257 cm; 101 1/8 inch

cm 88; inch 34 5/8  
cm 58; inch 22 7/8  
cm 46; inch 18 1/8  
cm 91; inch 35 7/8

**MODULO / MODULE** **337**

mt 9,45 0,90 m³ kg 55



170 cm; 66 7/8 inch



170 cm; 66 7/8 inch

**MODULO / MODULE** **338**

mt 9,45 0,90 m³ kg 55




170 cm; 66 7/8 inch



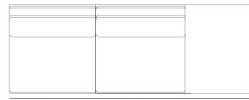
170 cm; 66 7/8 inch

**MODULO / MODULE** **244**

mt 17,81 1,36 m³ kg 77



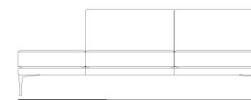
259 cm; 102 inch



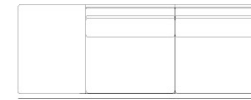
259 cm; 102 inch

**MODULO / MODULE** **245**

mt 17,81 1,36 m³ kg 77



259 cm; 102 inch



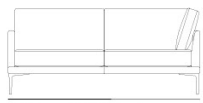
259 cm; 102 inch



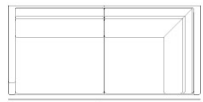


**ANGOLARE / CORNER** 139

mt 17,55 1,24 m³ kg 60



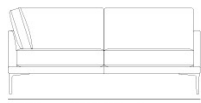
197 cm; 77 ½ inch




197 cm; 77 ½ inch

**ANGOLARE / CORNER** 140

mt 17,55 1,24 m³ kg 60



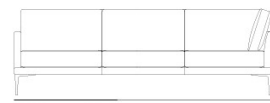
197 cm; 77 ½ inch



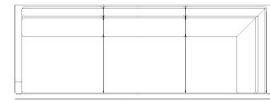
197 cm; 77 ½ inch

**ANGOLARE / CORNER** 348

mt 24,02 1,66 m³ kg 96




265 cm; 104 ¾ inch



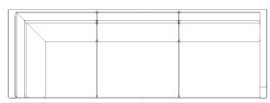
265 cm; 104 ¾ inch

**ANGOLARE / CORNER** 349

mt 24,02 1,66 m³ kg 96




265 cm; 104 ¾ inch



265 cm; 104 ¾ inch

**ANGOLARE / CORNER** 293

mt 20,55 1,36 m³ kg 81




259 cm; 102 inch



259 cm; 102 inch

**ANGOLARE / CORNER** 294

mt 20,55 1,36 m³ kg 81



259 cm; 102 inch



259 cm; 102 inch

**CHAISE LONGUE** 118

mt 13,13 1,06 m³ kg 58



98 cm; 38 ⅝ inch

cm 88; inch 34 ⅝  
cm 129; inch 50 ¾  
cm 46; inch 18 ⅝  
cm 162; inch 63 ¾



98 cm; 38 ⅝ inch

**CHAISE LONGUE** 119

mt 13,13 1,06 m³ kg 58



98 cm; 38 ⅝ inch

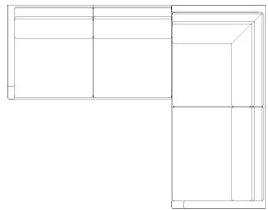
cm 88; inch 34 ⅝  
cm 129; inch 50 ¾  
cm 46; inch 18 ⅝  
cm 162; inch 63 ¾



98 cm; 38 ⅝ inch

**COMPOSIZIONE / COMPOSITION** 021 + 140

mt 32,19 2,13 m³ kg 121



250 cm; 98 ⅝ inch

cm 197;  
inch 77 ½

**COMPOSIZIONE / COMPOSITION** 032 + 139

mt 32,78 2,24 m³ kg 131




280 cm; 110 ¼ inch

cm 197;  
inch 77 ½

**COMPOSIZIONE / COMPOSITION** 139 + 337

mt 27 2,14 m³ kg 115



250 cm; 98 ⅝ inch

cm 197;  
inch 77 ½

**COMPOSIZIONE / COMPOSITION** 293 + 032

mt 35,78 2,36 m³ kg 152



280 cm; 110 ¼ inch

cm 259;  
inch 102

**COMPOSIZIONE / COMPOSITION** 244 + 348

mt 41,83 3,02 m³ kg 173



265 cm; 104 ¾ inch

cm 340;  
inch 133 ⅞

**COMPOSIZIONE / COMPOSITION** 348 + 245 + 119

mt 54,94 4,08 m³ kg 231



448 cm; 176 ⅜ inch

265 cm;  
104 ¾ inch