



ITA

Murray è un sistema di sedute creato dall'aggregazione di volumi geometrici definiti da un elevato livello di comfort. Un concetto preciso che si traduce in un design coerente e senza tempo, in un perfetto equilibrio tra design e comfort: le accoglienti sedute regalano immediatamente un senso di familiarità e relax.

ENG

Murray is a modular seating system created by the aggregation of geometric volumes defined by a high level of comfort. A precise concept that translates into a coherent and timeless design, in a perfect balance between design and comfort: the cozy seats immediately give a sense of familiarity and relaxation.

Informazioni tecniche
Technical information

STRUTTURA: LEGNO MASSELLO E MULTISTRATO
SOSPENSIONI: CINGHIE ELASTICHE IN CAUCCIÙ E POLIPROPILENE, PER GARANTIRE MAGGIORE COMFORT E MORBIDEZZA
IMBOTTITURA: SCHIUMA DI POLIURETANO A DENSITÀ DIFFERENZIATA, MEMORY FOAM E PIUMA
PARTI REMOVIBILI: SEDUTA, SCHIENALE E REGGISCHEINA
BASE: DISPONIBILE IN METALLO O LEGNO

FRAME: SOLID WOOD AND MULTIPLY
SUSPENSIONS: RUBBER AND POLYPROPYLENE BELTS, TO PROVIDE GREATER COMFORT AND SOFTNESS
UPHOLSTERY: POLYURETHANE FOAM, DIFFERENT DENSITIES, MEMORY FOAM AND FEATHER
REMOVABLE PARTS: SEAT, BACK CUSHION AND LUMBER SUPPORT
BASE: AVAILABLE IN METAL OR WOOD

LEGALITÀ DELLA FORNITURA DEL LEGNO CERTIFICATA FSC 100% / WOOD SUPPLY LEGALITY VERIFICATION FSC 100%	GLI IMBOTTITI AMURA, POSSIEDONO IN ALCUNE ZONE CRITICHE, UNA FODERA CON MICRO INSERTI IN GOMMA, UTILI A PRESERVARE L'INTEGRITÀ DEL RIVESTIMENTO E, DOVE NECESSARIO, FUNZIONE ANTISCIVOLO / AMURA UPHOLSTERY, HAVE IN SOME CRITICAL AREAS, A LINING WITH MICRO RUBBER INSERTS, USEFUL TO PRESERVE THE INTEGRITY OF THE COATING AND, WHERE NECESSARY, NON-SLIP FUNCTION.
CUSCINATURA CERTIFICATA ASSOPIUMA, ETICHETTA ORO / CUSHIONS ASSOPIUMA GOLD LABEL CERTIFIED	PRODOTTO CON RIVESTIMENTO SFODERABILE / PRODUCT WITH REMOVABLE COVER
PRODOTTO DISPONIBILE, SU RICHIESTA, IN VERSIONE IGNIFUGA IN OTTEMPERANZA ALLE NORMATIVE: BS 5852 / PRODUCT AVAILABLE, ON REQUEST, IN FIREPROOF REQUEST IN COMPLIANCE WITH THE REGULATIONS: BS 5852	LA BASE È MUNITA DI UN SISTEMA DI FISSAGGIO CHE FACILITA MONTAGGIO E/O SMONTAGGIO THE BASE IS EQUIPPED WITH A FASTENING SYSTEM WHICH FACILITATES ASSEMBLY AND/OR DISASSEMBLY
GRAZIE A UN PARTICOLARE RIVESTIMENTO, LA PIUMA RESTA NEL TEMPO DISTRIBUITA IN MANIERA OMOGENEA THANKS TO A SPECIAL COATING, THE FEATHER REMAINS EVENLY DISTRIBUTED OVER TIME	GRAZIE ALLA MICROFORATURA, APPLICATA IN ALCUNE ZONE DEL RIVESTIMENTO IN PELLE, QUEST'ULTIMO RISULTA TRASPIRANTE E UTILE A GARANTIRE MAGGIORE COMFORT / THANKS TO THE MICRO-PERFORATION, APPLIED IN SOME AREAS OF THE LEATHER COATING, THE LATTER IS BREATHABLE AND USEFUL TO ENSURE GREATER COMFORT

È RESPONSABILITÀ DELL'ACQUIRENTE VERIFICARE CHE IL PRODOTTO SIA IDONEO E CONFORME AI REQUISITI RICHIESTI, PER LA DESTINAZIONE D'USO E ALLE NORMATIVE VIGENTI NEL LUOGO DI DESTINAZIONE E UTILIZZO DEL PRODOTTO | IT'S THE ACQUIRER'S RESPONSIBILITY TO VERIFY THAT THE PRODUCT IS SUITABLE AND IN COMPLIANCE WITH THE REQUIREMENTS, FOR THE INTENDED USE AND WITH THE REGULATIONS IN FORCE AT THE PLACE OF DESTINATION AND USE OF THE PRODUCT

Rivestimenti e finiture disponibili
Available coverage and finishes

PELLE LEATHER												
	LINEA	EXTRA: NABUK	PRESCOTT	OLD VELVET	NUBES	TERREA	DAINO	LEGACY	DONUSSA	STONE WASH		
	TESSUTO FABRIC											
BRERA 850		EXTRA: ALPACA	CORTINA	TARANTAS	ST. MORITZ	NOBILIS	ORTISEI	GALBA	LINAMORE	NUMA	DOMINI	CLEVER
CUOIO LEATHER												
	CUOIO	METALLO METAL	LUCIDO	SATINATO	CANNA DI FUCILE	COLORI RAL	LEGNO WOOD	ACERO	ROVERE NATURALE	NOCE CANALETTO	FRASSINO TINTO	COLORI RAL

Consigliato da Amura
Suggested by Amura

BASE	IMBOTTITURA	DETTAGLIO
BASE	UPHOLSTERY	DETAILS
1. FRASSINO TINTO EBANO	1. LEGACY 8001	1. CUOIO 29
2. NOCE CANALETTO	2. TARANTAS 01	2. CUOIO 33

• PER OGNI TIPOLOGIA DI RIVESTIMENTO E ALCUNE FINITURE, SONO DISPONIBILI ALTRE VARIANTI DI COLORE | FOR EACH TYPE OF COVERAGE AND SOME FINISHES, OTHER COLOR OPTIONS ARE AVAILABLE.
• IL PRODOTTO PUÒ ESSERE RIVESTITO CON TESSUTO FORNITO DAL CLIENTE PER L'OTTIMALE RIUSCITA DELL'ARTICOLO, IL TESSUTO DEVE ESSERE VALIDATO DALL'AZIENDA | THE PRODUCT CAN BE COVERED WITH FABRIC SUPPLIED BY THE CUSTOMER FOR THE OPTIMAL SUCCESS OF THE ARTICLE, THE FABRIC MUST BE VALIDATED BY THE COMPANY
• AL LINK DI SEGUITO È DISPONIBILE UNA SELEZIONE DI FINITURE E RIVESTIMENTI SU RICHIESTA, CON TEMPI E PREZZI DIFFERENTI RISPETTO AI MATERIALI SOPRA INDICATI | AT THE FOLLOWING LINK IS AVAILABLE ON REQUEST, A SELECTION OF FINISHES AND COVERAGES WITH DIFFERENT PRICES AND PRODUCTION TIMES COMPARED TO THE MATERIALS SHOWN ABOVE. <https://amuralab.com/en/special-materials/>

LE MISURE DEI PRODOTTI POSSONO VARIARE RISPETTO A QUANTO SOTTO INDICATO, PER LA NATURA STESSA DEL PRODOTTO IMBOTTITO
PRODUCT SIZES MAY VARY FROM WHAT SHOWN BELOW, DUE TO THE NATURE ITSELF OF UPHOLSTERED PRODUCTS

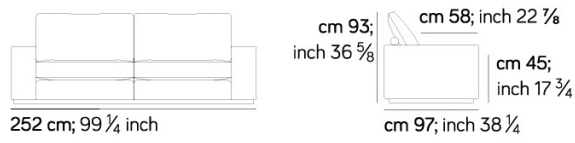
Dimensioni
Dimension

<p>POUF / OTTOMAN 001</p> <p>mt 4,14 0,52 m³ kg 15</p> <p></p> <p>cm 45; inch 17 ¾</p> <p>97 cm; 38 ¼ inch</p> <p></p> <p>cm 90; inch 35 ½</p> <p>97 cm; 38 ¼ inch</p>	<p>POUF / OTTOMAN 003</p> <p>mt 3,65 0,46 m³ kg 14</p> <p></p> <p>cm 45; inch 17 ¾</p> <p>97 cm; 38 ¼ inch</p> <p></p> <p>cm 80; inch 31 ½</p> <p>97 cm; 38 ¼ inch</p>	<p>POUFF / OTTOMAN 005</p> <p>mt 5,4 0,57 m³ kg 17</p> <p></p> <p>cm 45; inch 17 ¾</p> <p>97 cm; 38 ¼ inch</p> <p></p> <p>cm 97; inch 38 ¼</p> <p>97 cm; 38 ¼ inch</p>
<p>PANCA / BENCH 115</p> <p>mt 6,45 0,78 m³ kg 33</p> <p></p> <p>cm 45; inch 17 ¾</p> <p>181 cm; 71 ¼ inch</p> <p></p> <p>cm 76; inch 29 ¾</p> <p>181 cm; 71 ¼ inch</p>	<p>DIVANO / SOFA 020</p> <p>mt 17,1 1,80 m³ kg 74</p> <p></p> <p>cm 93; inch 36 5/8</p> <p>cm 58; inch 22 ¾</p> <p>cm 45; inch 17 ¾</p> <p>cm 97; inch 38 ¼</p> <p>212 cm; 83 ½ inch</p> <p></p> <p>212 cm; 83 ½ inch</p>	<p>DIVANO / SOFA 045</p> <p>mt 17,4 1,97 m³ kg 79</p> <p></p> <p>cm 93; inch 36 5/8</p> <p>cm 58; inch 22 ¾</p> <p>cm 45; inch 17 ¾</p> <p>cm 97; inch 38 ¼</p> <p>232 cm; 91 5/8 inch</p> <p></p> <p>232 cm; 91 5/8 inch</p>



DIVANO / SOFA **030**

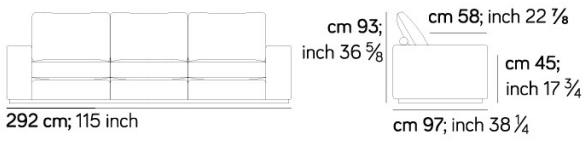
mt 17,55 2,13 m³ kg 84



252 cm; 99 1/4 inch

DIVANO / SOFA **060**

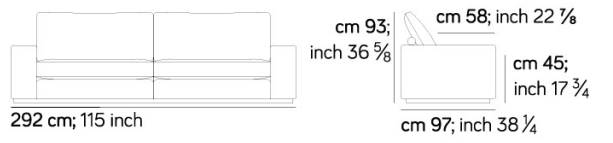
mt 23,25 2,46 m³ kg 97



292 cm; 115 inch

DIVANO / SOFA **296**

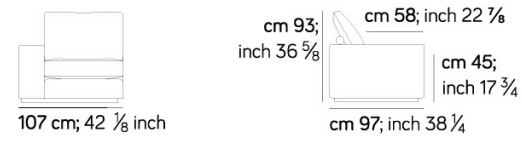
mt 23,25 2,46 m³ kg 91



292 cm; 115 inch

MODULO / MODULE **132**

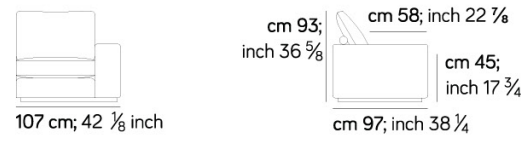
mt 9 0,93 m³ kg 39



107 cm; 42 1/8 inch

MODULO / MODULE **133**

mt 9 0,93 m³ kg 39



107 cm; 42 1/8 inch

MODULO / MODULE **161**

mt 7,2 0,73 m³ kg 34



82 cm; 32 1/4 inch

MODULO / MODULE **011**

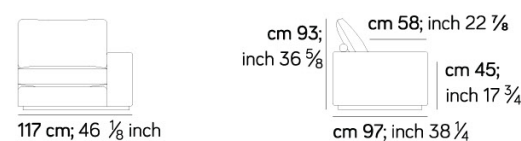
mt 9,3 1,02 m³ kg 41



117 cm; 46 1/8 inch

MODULO / MODULE **012**

mt 9,3 1,02 m³ kg 41



117 cm; 46 1/8 inch

MODULO / MODULE **013**

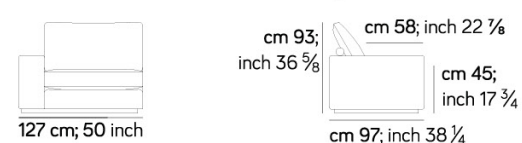
mt 7,95 0,81 m³ kg 36



92 cm; 36 1/4 inch

MODULO / MODULE **071**

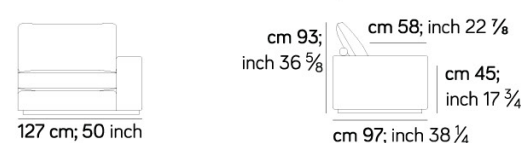
mt 9,3 1,10 m³ kg 47



127 cm; 50 inch

MODULO / MODULE **072**

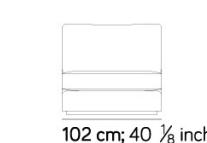
mt 9,3 1,10 m³ kg 47



127 cm; 50 inch

MODULO / MODULE **073**

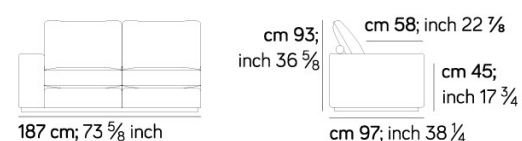
mt 7,95 0,89 m³ kg 38



102 cm; 40 1/8 inch

MODULO / MODULE **021**

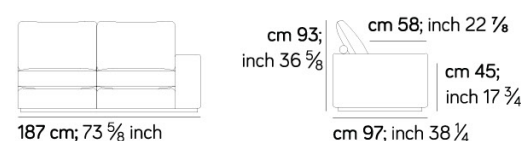
mt 15,75 1,60 m³ kg 67



187 cm; 73 5/8 inch

MODULO / MODULE **022**

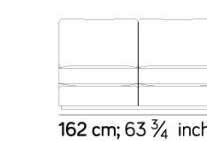
mt 15,75 1,60 m³ kg 67



187 cm; 73 5/8 inch

MODULO / MODULE **023**

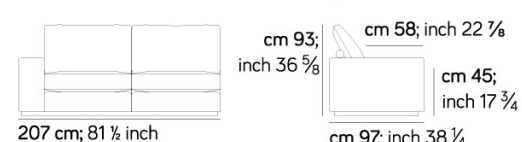
mt 14,55 1,39 m³ kg 57



162 cm; 63 3/4 inch

MODULO / MODULE **146**

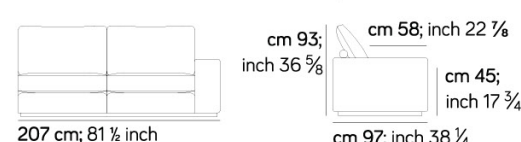
mt 16,2 1,76 m³ kg 73



207 cm; 81 1/2 inch

MODULO / MODULE **147**

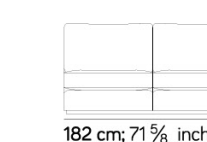
mt 16,2 1,76 m³ kg 73



207 cm; 81 1/2 inch

MODULO / MODULE **269**

mt 14,4 1,55 m³ kg 62

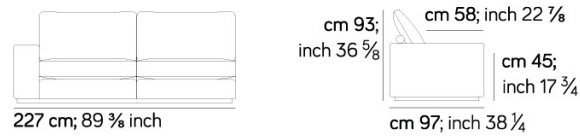


182 cm; 71 5/8 inch



MODULO / MODULE **031**

mt 16,2 1,93 m³ kg 78



227 cm; 89 3/8 inch



227 cm; 89 3/8 inch

MODULO / MODULE **032**

mt 16,2 1,93 m³ kg 78



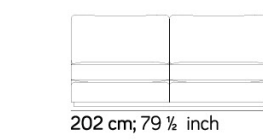
227 cm; 89 3/8 inch



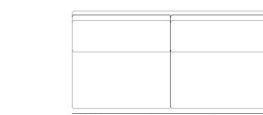
227 cm; 89 3/8 inch

MODULO / MODULE **033**

mt 14,85 1,72 m³ kg 68



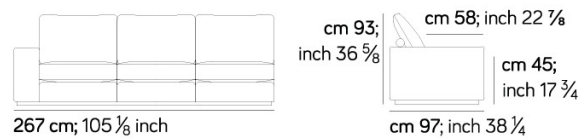
202 cm; 79 1/2 inch




202 cm; 79 1/2 inch

MODULO / MODULE **061**

mt 20,7 2,26 m³ kg 92



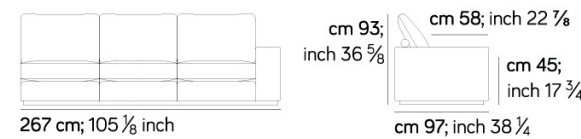
267 cm; 105 1/8 inch



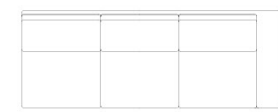
267 cm; 105 1/8 inch

MODULO / MODULE **062**

mt 20,7 2,26 m³ kg 92



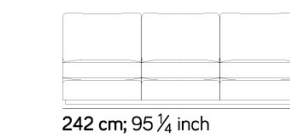
267 cm; 105 1/8 inch




267 cm; 105 1/8 inch

MODULO / MODULE **256**

mt 21 2,05 m³ kg 82



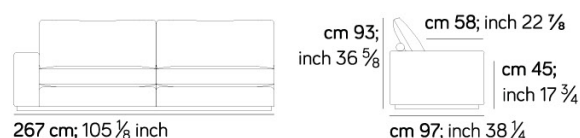
242 cm; 95 1/4 inch




242 cm; 95 1/4 inch

MODULO / MODULE **339**

mt 20,55 2,26 m³ kg 86



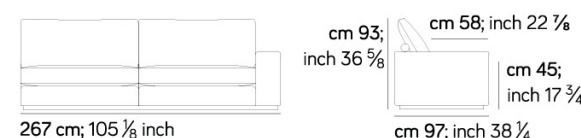
267 cm; 105 1/8 inch




267 cm; 105 1/8 inch

MODULO / MODULE **340**

mt 20,55 2,26 m³ kg 86



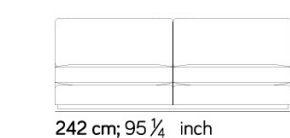
267 cm; 105 1/8 inch




267 cm; 105 1/8 inch

MODULO / MODULE **476**

mt 14,85 2,05 m³ kg 76



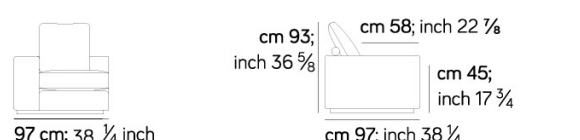
242 cm; 95 1/4 inch



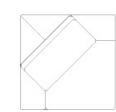
242 cm; 95 1/4 inch

ANGOLO / CORNER **053**

mt 8,85 0,92 m³ kg 51



97 cm; 38 1/4 inch



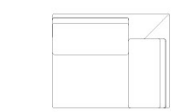
97 cm; 38 1/4 inch

ANGOLO / CORNER **213**

mt 11,1 1,10 m³ kg 60



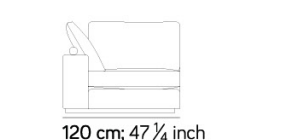
120 cm; 47 1/4 inch



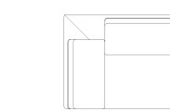
120 cm; 47 1/4 inch

ANGOLO / CORNER **214**

mt 11,1 1,10 m³ kg 60



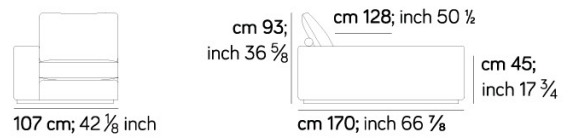
120 cm; 47 1/4 inch



120 cm; 47 1/4 inch

CHAISE LONGUE **495**

mt 13,05 1,55 m³ kg 67



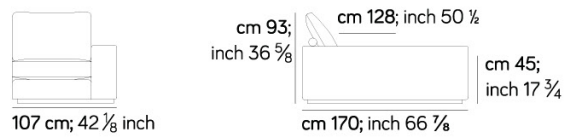
107 cm; 42 1/8 inch




107 cm; 42 1/8 inch

CHAISE LONGUE **496**

mt 13,05 1,55 m³ kg 67



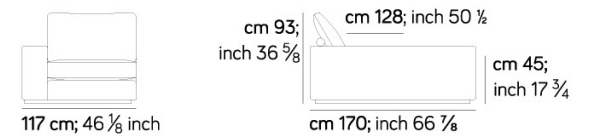
107 cm; 42 1/8 inch



107 cm; 42 1/8 inch

CHAISE LONGUE **116**

mt 13,2 1,69 m³ kg 70



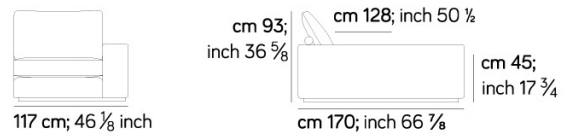
117 cm; 46 1/8 inch



117 cm; 46 1/8 inch

CHAISE LONGUE **117**

mt 13,2 1,69 m³ kg 70



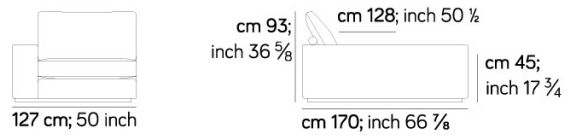
117 cm; 46 1/8 inch



117 cm; 46 1/8 inch

CHAISE LONGUE **120**

mt 13,35 1,83 m³ kg 70



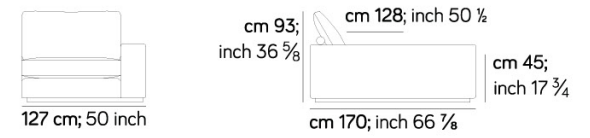
127 cm; 50 inch



127 cm; 50 inch

CHAISE LONGUE **121**

mt 13,35 1,83 m³ kg 70



127 cm; 50 inch

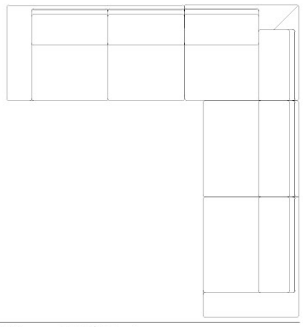


127 cm; 50 inch



COMPOSIZIONE / COMPOSITION 021 + 213 + 032

mt 43,05 4,63 m³ kg 205




cm 324;
inch 127 1/2

306 cm; 120 1/2 inch

COMPOSIZIONE / COMPOSITION 495 + 022

mt 28,8 3,15 m³ kg 134




cm 170;
inch 66 7/8

294 cm; 115 3/4 inch

COMPOSIZIONE / COMPOSITION 031 + 117

mt 29,4 3,62 m³ kg 148

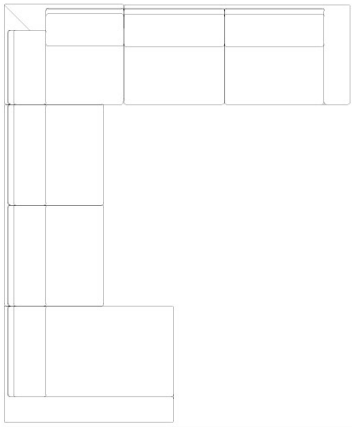


cm 170;
inch 66 7/8

344 cm; 135 3/8 inch

COMPOSIZIONE / COMPOSITION 116 + 033 + 214 + 032

mt 55,35 6,44 m³ kg 276




cm 416;
inch 163 3/4

347 cm; 136 5/8 inch

COMPOSIZIONE / COMPOSITION 061 + 073 + 214 + 062

mt 60,45 6,51 m³ kg 282



cm 387;
inch 152 3/8

466 cm; 183 1/2 inch