



### ITA

Leonard è un sistema di sedute creato dall'aggregazione di volumi geometrici definiti da un'elegante silhouette. Un tratto continuo disegna il profilo delle sedute, delle schienali e dei braccioli imbottiti che accolgono morbidi e soffici cuscini. Un concept preciso che si traduce in un design lineare e senza tempo e colloca Leonard in perfetto equilibrio fra classicismo e contemporaneità. Leonard offre un elevato grado di comfort: accomodandovisi si percepisce immediatamente un senso di accogliente intimità e relax.

### ENG

Leonard is a seating system created by the aggregation of geometric volumes defined by an elegant silhouette. A continuous line draws the outline of seats, backrests and armrests that can accommodate soft and fluffy pillows. A precise concept that results in a coherent and timeless design puts Leonard in a perfect balance between classicism and modernity. Leonard offers a high degree of comfort: seating immediately feel a sense of comfortable familiarity and relax.

### Informazioni tecniche Technical information

**STRUTTURA:** LEGNO MASSELLO E MULTISTRATO CON RINFORZI IN METALLO  
**SOSPENSIONI:** CINGHIE ELASTICHE IN CAUCCIÙ E POLIPROPILENE, PER GARANTIRE MAGGIORE COMFORT E MORBIDEZZA  
**IMBOTTITURA:** SCHIUMA DI POLIURETANO A DENSITÀ DIFFERENZIATA, MEMORY FOAM E PIUMA  
**PARTI REMOVIBILI:** SEDUTA E SCHIENALE  
**BASE:** DISPONIBILE IN METALLO O LEGNO

**FRAME:** SOLID WOOD AND MULTIPLY WITH METAL SUPPORT  
**SUSPENSIONS:** RUBBER AND POLYPROPYLENE BELTS, TO PROVIDE GREATER COMFORT AND SOFTNESS  
**UPHOLSTERY:** POLYURETHANE FOAM, DIFFERENT DENSITIES, MEMORY FOAM AND FEATHER  
**REMOVABLE PARTS:** SEAT AND BACK CUSHION  
**BASE:** AVAILABLE IN METAL OR WOOD

LEGALITÀ DELLA FORNITURA DEL LEGNO CERTIFICATA FSC 100% / WOOD SUPPLY LEGALITY VERIFICATION FSC 100%	GLI IMBOTTITI AMURA, POSSIEDONO IN ALCUNE ZONE CRITICHE, UNA FODERA CON MICRO INSERTI IN GOMMA, UTILI A PRESERVARE L'INTEGRITÀ DEL RIVESTIMENTO E, DOVE NECESSARIO, FUNZIONE ANTISCIVOLO / AMURA UPHOLSTERY, HAVE IN SOME CRITICAL AREAS, A LINING WITH MICRO RUBBER INSERTS, USEFUL TO PRESERVE THE INTEGRITY OF THE COATING AND, WHERE NECESSARY, NON-SLIP FUNCTION.
CUSCINATURA CERTIFICATA ASSOPIUMA, ETICHETTA ORO / CUSHIONS ASSOPIUMA GOLD LABEL CERTIFIED	PRODOTTO CON RIVESTIMENTO SFODERABILE / PRODUCT WITH REMOVABLE COVER
PRODOTTO DISPONIBILE, SU RICHIESTA, IN VERSIONE IGNIFUGA IN OTTEMPERANZA ALLE NORMATIVE: BS 5852 / PRODUCT AVAILABLE, ON REQUEST, IN FIREPROOF REQUEST IN COMPLIANCE WITH THE REGULATIONS: BS 5852	LA BASE È MUNITA DI UN SISTEMA DI FISSAGGIO, CHE FACILITA MONTAGGIO E/O SMONTAGGIO   THE BASE IS EQUIPPED WITH A FASTENING SYSTEM WHICH FACILITATES ASSEMBLY AND/OR DISASSEMBLY
GRAZIE A UN PARTICOLARE RIVESTIMENTO, LA PIUMA RESTA NEL TEMPO DISTRIBUITA IN MANIERA OMOGENEA   THANKS TO A SPECIAL COATING, THE FEATHER REMAINS EVENLY DISTRIBUTED OVER TIME	GRAZIE ALLA MICROFORATURA, APPLICATA IN ALCUNE ZONE DEL RIVESTIMENTO IN PELLE, QUEST'ULTIMO RISULTA TRASPIRANTE E UTILE A GARANTIRE MAGGIORE COMFORT / THANKS TO THE MICRO-PERFORATION, APPLIED IN SOME AREAS OF THE LEATHER COATING, THE LATTER IS BREATHABLE AND USEFUL TO ENSURE GREATER COMFORT

È RESPONSABILITÀ DELL'ACQUIRENTE VERIFICARE CHE IL PRODOTTO SIA IDONEO E CONFORME AI REQUISITI RICHIESTI, PER LA DESTINAZIONE D'USO E ALLE NORMATIVE VIGENTI NEL LUOGO DI DESTINAZIONE E UTILIZZO DEL PRODOTTO | IT'S THE ACQUIRER'S RESPONSIBILITY TO VERIFY THAT THE PRODUCT IS SUITABLE AND IN COMPLIANCE WITH THE REQUIREMENTS, FOR THE INTENDED USE AND WITH THE REGULATIONS IN FORCE AT THE PLACE OF DESTINATION AND USE OF THE PRODUCT

### Rivestimenti e finiture disponibili Available coverage and finishes

PELLE LEATHER												
	LINEA	EXTRA: NABUK	PRESCOTT	OLD VELVET	NUBES	TERREA	DAINO	LEGACY	DONUSSA	STONE WASH		
	TESSUTO FABRIC											
BRERA 850		EXTRA: ALPACA	CORTINA	TARANTAS	ST. MORITZ	NOBILIS	ORTISEI	GALBA	LINAMORE	NUMA	DOMINI	CLEVER
METALLO METAL						LEGNO WOOD						
	LUCIDO	SATINATO	CANNA DI FUCILE	COLORI RAL	ACERO		ROVERE NATURALE	NOCE CANALETTO	FRASSINO TINTO			

Consigliato da Amura  
Suggested by Amura

BASE	IMBOTTITURA
1. CANNA DI FUCILE	1. BRERA 850 10
2. RAL 7006	2. DOMINI 1402

•PER OGNI TIPOLOGIA DI RIVESTIMENTO E ALCUNE FINITURE, SONO DISPONIBILI ALTRE VARIANTI DI COLORE | FOR EACH TYPE OF COVERAGE AND SOME FINISHES, OTHER COLOR OPTIONS ARE AVAILABLE.  
•IL PRODOTTO PUÒ ESSERE RIVESTITO CON TESSUTO FORNITO DAL CLIENTE PER L'OTTIMALE RIUSCITA DELL'ARTICOLO, IL TESSUTO DEVE ESSERE VALIDATO DALL'AZIENDA | THE PRODUCT CAN BE COVERED WITH FABRIC SUPPLIED BY THE CUSTOMER FOR THE OPTIMAL SUCCESS OF THE ARTICLE, THE FABRIC MUST BE VALIDATED BY THE COMPANY  
•AL LINK DI SEGUITO È DISPONIBILE UNA SELEZIONE DI FINITURE E RIVESTIMENTI SU RICHIESTA, CON TEMPI E PREZZI DIFFERENTI RISPETTO AI MATERIALI SOPRA INDICATI | AT THE FOLLOWING LINK IS AVAILABLE ON REQUEST, A SELECTION OF FINISHES AND COVERAGES WITH DIFFERENT PRICES AND PRODUCTION TIMES COMPARED TO THE MATERIALS SHOWN ABOVE. <https://amuralab.com/en/special-materials/>

LE MISURE DEI PRODOTTI POSSONO VARIARE RISPETTO A QUANTO SOTTO INDICATO, PER LA NATURA STESSA DEL PRODOTTO IMBOTTITO  
PRODUCT SIZES MAY VARY FROM WHAT SHOWN BELOW, DUE TO THE NATURE ITSELF OF UPHOLSTERED PRODUCTS

<p><b>POUF / OTTOMAN</b> 001</p> <p>mt 4,95 0,49 m³ kg 16</p> <p>cm 46; inch 18 1/8 91 cm; 35 7/8 inch</p> <p>91 cm; 35 7/8 inch</p>	<p><b>POUF / OTTOMAN</b> 005</p> <p>mt 5,1 0,60 m³ kg 17</p> <p>cm 46; inch 18 1/8 101 cm; 39 3/4 inch</p> <p>101 cm; 39 3/4 inch</p>	<p><b>PANCA / BENCH</b> 115</p> <p>mt 8,1 0,95 m³ kg 44</p> <p>cm 46; inch 18 1/8 182 cm; 71 5/8 inch</p> <p>182 cm; 71 5/8 inch</p>
<p><b>POLTRONA / ARMCHAIR</b> 010</p> <p>mt 6,85 0,75 m³ kg 46</p> <p>cm 92; inch 36 1/4 cm 58; inch 22 7/8 cm 46; inch 18 1/8 95 cm; 37 3/8 inch cm 91; inch 35 7/8</p> <p>95 cm; 37 3/8 inch</p>	<p><b>DIVANO / SOFA</b> 020</p> <p>mt 13,2 1,42 m³ kg 64</p> <p>cm 92; inch 36 1/4 cm 58; inch 22 7/8 cm 46; inch 18 1/8 180 cm; 70 7/8 inch cm 91; inch 35 7/8</p> <p>180 cm; 70 7/8 inch</p>	<p><b>DIVANO / SOFA</b> 045</p> <p>mt 15,15 1,65 m³ kg 73</p> <p>cm 92; inch 36 1/4 cm 58; inch 22 7/8 cm 46; inch 18 1/8 210 cm; 82 5/8 inch cm 91; inch 35 7/8</p> <p>210 cm; 82 5/8 inch</p>

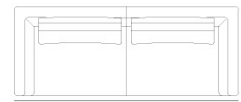


DIVANO / SOFA 030

mt 15,15 1,80 m³ kg 78



230 cm; 90 1/2 inch



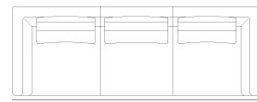
230 cm; 90 1/2 inch

DIVANO / SOFA 060

mt 18,15 1,99 m³ kg 84



255 cm; 100 3/8 inch



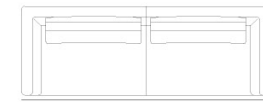
255 cm; 100 3/8 inch

DIVANO / SOFA 296

mt 15,3 1,99 m³ kg 84



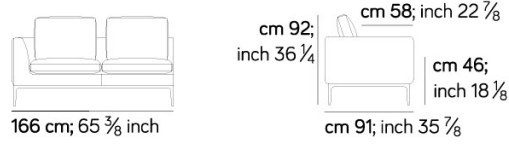
255 cm; 100 3/8 inch



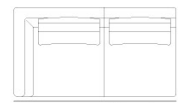
255 cm; 100 3/8 inch

MODULO / MODULE 021

mt 12 1,31 m³ kg 57



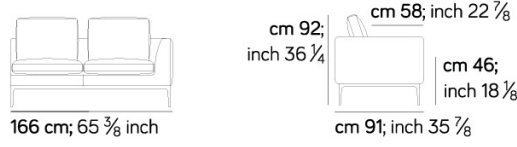
166 cm; 65 3/8 inch



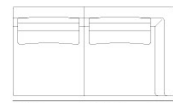
166 cm; 65 3/8 inch

MODULO / MODULE 022

mt 12 1,31 m³ kg 57



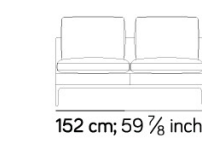
166 cm; 65 3/8 inch



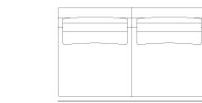
166 cm; 65 3/8 inch

MODULO / MODULE 023

mt 10,8 1,20 m³ kg 51



152 cm; 59 7/8 inch



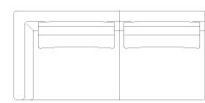
152 cm; 59 7/8 inch

MODULO / MODULE 146

mt 14,1 1,54 m³ kg 65



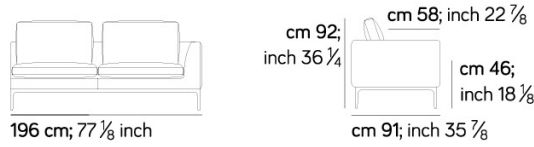
196 cm; 77 1/8 inch



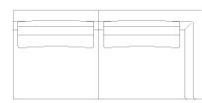
196 cm; 77 1/8 inch

MODULO / MODULE 147

mt 14,1 1,54 m³ kg 65



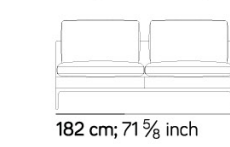
196 cm; 77 1/8 inch



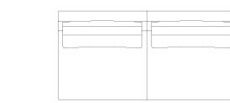
196 cm; 77 1/8 inch

MODULO / MODULE 269

mt 9,75 1,43 m³ kg 59



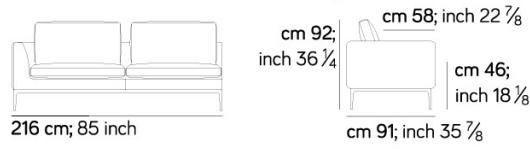
182 cm; 71 5/8 inch



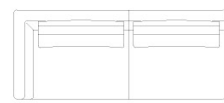
182 cm; 71 5/8 inch

MODULO / MODULE 031

mt 13,95 1,70 m³ kg 70



216 cm; 85 inch



216 cm; 85 inch

MODULO / MODULE 032

mt 13,95 1,70 m³ kg 70



216 cm; 85 inch



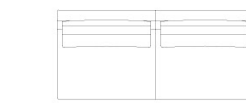
216 cm; 85 inch

MODULO / MODULE 033

mt 10,5 1,59 m³ kg 64



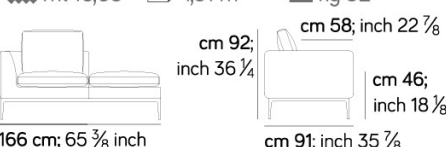
202 cm; 79 1/2 inch



202 cm; 79 1/2 inch

MODULO / MODULE 122

mt 10,65 1,31 m³ kg 52



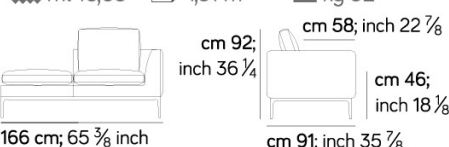
166 cm; 65 3/8 inch



166 cm; 65 3/8 inch

MODULO / MODULE 123

mt 10,65 1,31 m³ kg 52



166 cm; 65 3/8 inch



166 cm; 65 3/8 inch

MODULO / MODULE 341

mt 9,45 1,20 m³ kg 44



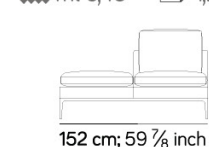
152 cm; 59 7/8 inch



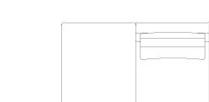
152 cm; 59 7/8 inch

MODULO / MODULE 342

mt 9,45 1,20 m³ kg 44



152 cm; 59 7/8 inch



152 cm; 59 7/8 inch

MODULO / MODULE 501

mt 10,65 1,43 m³ kg 51



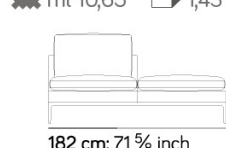
182 cm; 71 5/8 inch



182 cm; 71 5/8 inch

MODULO / MODULE 502

mt 10,65 1,43 m³ kg 51



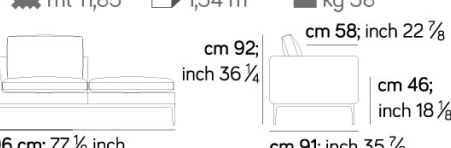
182 cm; 71 5/8 inch



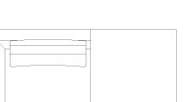
182 cm; 71 5/8 inch

MODULO / MODULE 503

mt 11,85 1,54 m³ kg 58



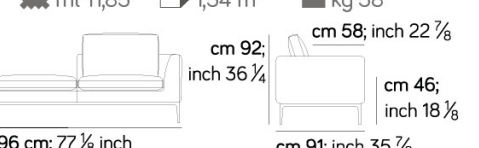
196 cm; 77 1/8 inch



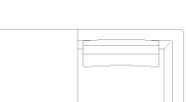
196 cm; 77 1/8 inch

MODULO / MODULE 504

mt 11,85 1,54 m³ kg 58



196 cm; 77 1/8 inch



196 cm; 77 1/8 inch



**MODULO / MODULE 240**  
 mt 11,7 1,70 m<sup>3</sup> kg 61  
 cm 92; inch 36 ¼  
 cm 58; inch 22 7/8  
 cm 46; inch 18 1/8  
 cm 91; inch 35 7/8  
 216 cm; 85 inch  
 216 cm; 85 inch

**MODULO / MODULE 241**  
 mt 11,7 1,70 m<sup>3</sup> kg 61  
 cm 92; inch 36 ¼  
 cm 58; inch 22 7/8  
 cm 46; inch 18 1/8  
 cm 91; inch 35 7/8  
 216 cm; 85 inch  
 216 cm; 85 inch

**MODULO / MODULE 244**  
 mt 10,5 1,59 m<sup>3</sup> kg 54  
 202 cm; 79 ½ inch  
 202 cm; 79 ½ inch

**MODULO / MODULE 245**  
 mt 10,5 1,59 m<sup>3</sup> kg 54  
 202 cm; 79 ½ inch  
 202 cm; 79 ½ inch

**COMPOSIZIONE / COMPOSITION 021 + 341**  
 mt 21,45 2,51 m<sup>3</sup> kg 114  
 cm 91; inch 35 7/8  
 318 cm; 125 ¼ inch

**COMPOSIZIONE / COMPOSITION 032 + 245**  
 mt 24,45 3,29 m<sup>3</sup> kg 124  
 cm 91; inch 35 7/8  
 418 cm; 164 5/8 inch

**COMPOSIZIONE / COMPOSITION 146 + 147**  
 mt 28,2 3,08 m<sup>3</sup> kg 130  
 cm 91; inch 35 7/8  
 392 cm; 154 3/8 inch

**COMPOSIZIONE / COMPOSITION 241 + 033 + 001**  
 mt 27,15 3,78 m<sup>3</sup> kg 141  
 216 cm; 85 inch  
 384 cm; 151 1/8 inch

**COMPOSIZIONE / COMPOSITION 032 + 241**  
 mt 25,65 3,40 m<sup>3</sup> kg 131  
 cm 216; inch 85  
 307 cm; 120 7/8 inch

**COMPOSIZIONE / COMPOSITION 501 + 031 + 032**  
 mt 38,55 4,83 m<sup>3</sup> kg 191  
 cm 432; inch 170 1/8  
 273 cm; 107 ½ inch

**COMPOSIZIONE / COMPOSITION 240 + 032 + 033 + 115**  
 mt 44,25 5,94 m<sup>3</sup> kg 239  
 cm 476; inch 187 3/8  
 432 cm; 170 1/8 inch